

CHICAGO BUSINESS ACTIVITY INDEX – MAY 2015

CBAI increased in May

The Chicago Business Activity Index (CBAI) increased to 95.8 in May from 93.5 in April. The rise is attributed to the job growth in the manufacturing and construction sectors in the Chicago area.

In May, the national and regional economies shared mixed features. The Federal Reserve Board announced that the industrial production index decreased 0.2 percent in May after having fallen 0.5 percent in April. Capacity utilization for the industrial sector fell 0.2 percentage points to 78.1 in May. The Chicago Fed reported that the Chicago Fed National Activity Index (CFNAI) moved up to -0.17 in May from -0.19 in April, led by a rise in the employment-related indicator. In the Chicago region, employment in the nonmanufacturing and construction sectors rose 0.15 percent and 0.13 percent, respectively, in April. Employment in the nonmanufacturing sector fell 0.33 percent in May. Retail sales are estimated to have declined 1.05 percent.

In the coming months, the national economy is likely to stay on the expansion phase. The economic growth reflected in the CFNAI-MA3 suggests that growth in national economic activity was somewhat below its historical trend. The Bureau of Labor Statistics reported that total nonfarm payroll employment rose by 223,000 and the unemployment rate declined to 5.3 percent in June. Considering recent national economic conditions and movements of projected CBAI, the Chicago economy is expected to continue its recovery trend over the next several months.

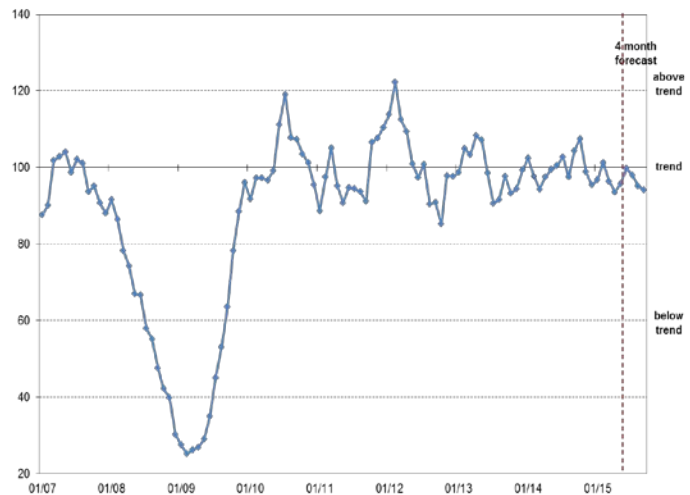
Release Date:
July 17, 2015

Next Release Date:
August 17, 2015

Visit our web-site at www.real.illinois.edu

CBAI (Current: 95.8)			
	1 month	3 month	1 year
Historical (ago)	93.5	101.3	99.4
Forecast (ahead)	99.7	95.2	-

Chicago Business Activity Index



REGIONAL | ECONOMICS | APPLICATIONS | LABORATORY

* January 2007 = 100

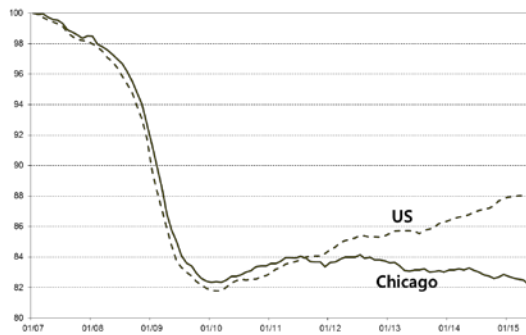
Chicago Fed National Activity Index (CFNAI-MA3)



Retail Sales



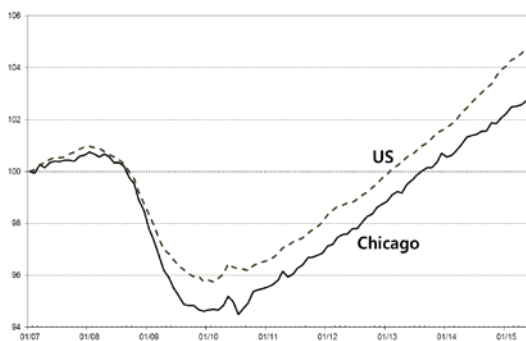
Manufacturing Employment



Construction



Non-manufacturing Employment



Economic Activity: Summary

Percentage change compared to the previous period

Months ago	National			Chicago		
	12	3	1	12	3	1
Mfgn	1.48	0.11	0.06	-1.28	-0.51	-0.33
NMfgn	2.23	0.42	0.19	1.38	0.24	0.15
Cons	4.35	0.52	0.24	5.47	-0.04	0.13
Retail	1.29	2.68	1.14	-3.46	1.22	-1.05

Note: All series are seasonally adjusted.

The Chicago Business Activity Index (CBAI) is a monthly statistic that measures the changes in the business cycle status of the Chicago metropolitan area. The CBAI leads the local business cycle by three-to-four months. REAL's approach to constructing this index, using the principal components regression method, directs attention to the relationship between local and national business cycle.

REGIONAL | ECONOMICS | APPLICATIONS | LABORATORY

For more information please contact:
Kijin Kim, Research Assistant
T. (217) 244-7226; kkim96@illinois.edu

University of Illinois
220 Davenport Hall, 607 S. Mathews Ave.
Urbana, IL 61801-3671; www.real.illinois.edu